



Abertura ProTork Paranaense de VX 2020

Classificado por voltas


VX 4 Especial

Candói 1,000 Km

Prova

17/10/2020 14:20

Corrida (12:00 e 2 Voltas) iniciado em 15:20:36



P.	Nº	Nome do Piloto	V.	Melhor Volta	Diferença 1º	Espaço	Patrocínio
1	75	MARCIO LAGO	12	1:08.657			-
2	788	PAULO STEDILE	12	1:07.410	1.649	1.649	PROTORK CURITIBA - PR
3	260	FÁBIO MUNIZ	12	1:09.278	9.858	8.209	-
4	909	LEONARDO CASSAROTTI	12	1:10.297	28.194	18.336	-
5	129	WILIAM GUTH	12	1:11.339	32.250	4.056	-
6	13	FÁBIO DE LUCENA BRITO	12	1:11.018	33.116	0.866	-
7	72	RENATO STACHIW	12	1:11.255	37.884	4.768	-
8	14	MARCIO FERNANDO BOROX	12	1:12.233	47.287	9.403	-
9	153	NASRI WEINHARDT SARKISS SARKISS	12	1:12.139	57.523	10.236	-
10	40	SANDRO TATU ALEXANDRE	12	1:10.915	1:08.513	10.990	PROTORK OFICIAL SIQUEIRA CAMPOS - PR
11	34	OSMAR JUNIOR TRAIANO	12	1:14.129	1:09.962	1.449	-
12	25	ANILTON XIMENEZ	12	1:13.511	1:11.214	1.252	-
13	183	TAYNÁ ZOLET	12	1:14.321	1:16.975	5.761	-
14	79	EDILSON BERTA	11	1:14.265	1 Volta	1 Volta	
15	282	RODRIGO AUGUSTO CREMA	11	1:14.360	1 Volta	3.959	-
16	22	CRISTIANO BAPTISTA PIPINO	11	1:13.391	1 Volta	17.358	SUL BRASIL
17	747	DOUGLAS HOFFMANN	11	1:15.356	1 Volta	17.017	-
18	611	JOÃO F W A PEDRO	11	1:15.533	1 Volta	2.184	-
19	612	JAIRO E W PEDRO	11	1:17.655	1 Volta	15.233	-
20	36	MARCELO JOSE DE ALMEIDA DE ALMEIDA	11	1:19.256	1 Volta	9.276	-
21	314	ANDERSOM JESIEL CAMILO	9	1:10.752	3 Voltas	2 Voltas	-
22	772	RICARDO ALVES DOS SANTOS	8	1:23.082	4 Voltas	1 Volta	-
23	28	SERGIO MATHIAS	6	1:16.111	6 Voltas	2 Voltas	-

Não classificado (50% = 6 Voltas)

388	ALVARO CAMPOS	5	1:13.133	7 Voltas	1 Volta	-ARJ TRANSPORTES
478	ANDRE LUIZ CUNHA CUNHA	4	1:17.111	8 Voltas	1 Volta	BURACO RACER CURITIBA - PR

Margem da Vitoria	velocidade Media	Tempo Melhor volta	Melhor Veloc.	Melhor Volta por..
1.649	47,637	1:07.410	53,405	788 - PAULO STEDILE

Leonardo Rosa	Orbits
Cristiano Cardoso	

www.mylaps.com

nse de Motociclismo



Abertura ProTork Paranaense de VX 2020


VX 4 Especial

Candói 1,000 Km

Prova

17/10/2020 14:20

Corrida (12:00 e 2 Voltas) iniciado em 15:20:36



Lap	Lap Tm	Diff	me of Day	Lap	Lap Tm	Diff	me of Day	Lap	Lap Tm	Diff	me of Day								
(75) MARCIO LAGO																			
1	1:11.365	+2.708	1:56.363	9	1:12.489	+1.150	1:33.878	5	1:13.967	+3.052	1:47.466								
2	1:09.707	+1.050	1:06.070	10	1:14.607	+3.268	1:48.485	6	1:12.998	+2.083	1:00.464								
3	1:08.657		1:14.727	11	1:15.021	+3.682	1:03.506	7	1:15.540	+4.625	1:16.004								
4	1:09.198	+0.541	1:23.925	12	1:12.307	+0.968	1:15.813	8	1:16.500	+5.585	1:32.504								
5	1:09.416	+0.759	1:33.341	(13) FÁBIO DE LUCENA BRITO															
6	1:09.682	+1.025	1:43.023	1	1:11.851	+0.833	1:55.945	9	1:16.438	+2.309	1:05.455								
7	1:09.037	+0.380	1:52.060	2	1:11.754	+0.736	1:07.699	10	1:14.442	+0.313	1:19.897								
8	1:11.275	+2.618	1:03.335	3	1:12.468	+1.450	1:20.167	11	1:14.039	+3.124	1:17.604								
9	1:09.456	+0.799	1:12.791	4	1:11.018		1:31.185	12	1:34.472	+23.557	1:52.076								
10	1:10.135	+1.478	1:22.926	5	1:11.260	+0.242	1:42.445	(34) OSMAR JUNIOR TRAIANO											
11	1:09.935	+1.278	1:32.861	6	1:12.961	+1.943	1:55.406	1	1:16.438	+2.309	1:05.455								
12	1:10.702	+2.045	1:43.563	7	1:13.421	+2.403	1:08.827	2	1:14.442	+0.313	1:19.897								
(788) PAULO STEDILE																			
1	1:07.435	+0.025	1:45.795	8	1:13.493	+2.475	1:22.320	3	1:14.129		1:34.026								
2	1:07.410		1:53.205	9	1:15.312	+4.294	1:37.632	4	1:14.579	+0.450	1:48.605								
3	1:07.592	+0.182	1:00.797	10	1:13.763	+2.745	1:51.395	5	1:14.789	+0.660	1:03.394								
4	1:08.284	+0.874	1:09.081	11	1:12.801	+1.783	1:04.196	6	1:15.005	+0.876	1:18.399								
5	1:08.801	+1.391	1:17.882	12	1:12.483	+1.465	1:16.679	7	1:14.434	+0.305	1:32.833								
6	1:10.188	+2.778	1:28.070	(72) RENATO STACHIW															
7	1:10.442	+3.032	1:38.512	1	1:21.434	+10.179	1:06.063	8	1:14.645	+0.516	1:47.478								
8	1:10.029	+2.619	1:48.541	2	1:11.972	+0.717	1:18.035	9	1:16.264	+2.135	1:03.742								
9	1:10.352	+2.942	1:58.893	3	1:11.255		1:29.290	10	1:16.707	+2.578	1:20.449								
10	1:12.037	+4.627	1:10.930	4	1:12.148	+0.893	1:41.438	11	1:16.663	+2.534	1:37.112								
11	1:25.937	+18.527	1:36.867	5	1:12.220	+0.965	1:53.658	12	1:16.413	+2.284	1:53.525								
12	1:08.345	+0.935	1:45.212	6	1:11.482	+0.227	1:05.140	(25) ANILTON XIMENEZ											
(260) FÁBIO MUNIZ																			
1	1:09.278		1:51.040	7	1:12.175	+0.920	1:17.315	1	1:16.417	+2.906	1:07.720								
2	1:09.723	+0.445	1:00.763	8	1:12.167	+0.912	1:29.482	2	1:15.254	+1.743	1:22.974								
3	1:10.275	+0.997	1:11.038	9	1:11.972	+0.717	1:41.454	3	1:14.389	+0.878	1:37.363								
4	1:10.088	+0.810	1:21.126	10	1:12.022	+0.767	1:53.476	4	1:13.511		1:50.874								
5	1:10.129	+0.851	1:31.255	11	1:13.547	+2.292	1:07.023	5	1:15.169	+1.658	1:06.043								
6	1:10.342	+1.064	1:41.597	12	1:14.424	+3.169	1:21.447	6	1:14.693	+1.182	1:20.736								
7	1:10.226	+0.948	1:51.823	(14) MARCIO FERNANDO BOROX															
8	1:12.360	+3.082	1:04.183	1	1:13.527	+1.294	1:01.380	7	1:14.357	+0.846	1:35.093								
9	1:10.948	+1.670	1:15.131	2	1:12.585	+0.352	1:13.965	8	1:17.257	+3.746	1:52.350								
10	1:12.369	+3.091	1:27.500	3	1:12.233		1:26.198	9	1:15.999	+2.488	1:08.349								
11	1:12.073	+2.795	1:39.573	4	1:13.715	+1.482	1:39.913	10	1:15.723	+2.212	1:24.072								
12	1:13.848	+4.570	1:53.421	5	1:15.150	+2.917	1:55.063	11	1:15.506	+1.995	1:39.578								
(909) LEONARDO CASSAROTTI																			
1	1:12.102	+1.805	1:58.213	6	1:13.430	+1.197	1:08.493	12	1:15.199	+1.688	1:54.777								
2	1:10.297		1:08.510	7	1:15.062	+2.829	1:23.555	(183) TAYNÁ ZOLET											
3	1:12.051	+1.754	1:20.561	8	1:14.304	+2.071	1:37.859	1	1:15.967	+1.646	1:09.797								
4	1:11.621	+1.324	1:32.182	9	1:13.098	+0.865	1:50.957	2	1:14.938	+0.617	1:24.735								
5	1:11.241	+0.944	1:43.423	10	1:14.421	+2.188	1:05.378	3	1:16.095	+1.774	1:40.830								
6	1:11.588	+1.291	1:55.011	11	1:12.552	+0.319	1:17.930	4	1:14.321		1:55.151								
7	1:11.063	+0.766	1:06.074	12	1:12.920	+0.687	1:30.850	5	1:14.333	+0.012	1:09.484								
8	1:11.584	+1.287	1:17.658	(153) NASRI WEINHARDT SARKISS SARKISS															
9	1:12.010	+1.713	1:29.668	1	1:37.356	+25.217	1:20.436	6	1:15.725	+1.404	1:25.209								
10	1:13.632	+3.335	1:43.300	2	1:12.139		1:32.575	7	1:15.359	+1.038	1:40.568								
11	1:13.812	+3.515	1:57.112	3	1:12.188	+0.049	1:44.763	8	1:14.848	+0.527	1:55.416								
12	1:14.645	+4.348	1:11.757	4	1:12.332	+0.193	1:57.095	9	1:14.719	+0.398	1:10.135								
(129) WILIAM GUTH																			
1	1:11.980	+0.821	1:53.098	5	1:12.310	+0.171	1:09.405	10	1:15.393	+1.072	1:25.528								
2	1:11.421	+0.082	1:04.519	6	1:12.573	+0.434	1:21.978	11	1:15.844	+1.523	1:41.372								
3	1:11.862	+0.523	1:16.381	7	1:13.121	+0.982	1:35.099	12	1:19.166	+4.845	1:00.538								
4	1:14.049	+2.710	1:30.430	8	1:12.677	+0.538	1:47.776	(79) EDILSON BERTA											
5	1:11.339		1:41.769	9	1:12.553	+0.414	1:00.329	1	1:14.729	+0.464	1:03.113								
6	1:13.255	+1.916	1:55.024	10	1:12.901	+0.762	1:13.230	2	1:15.014	+0.749	1:18.127								
7	1:13.199	+1.860	1:08.223	11	1:13.396	+1.257	1:26.626	3	1:14.265		1:32.392								
8	1:13.166	+1.827	1:21.389	12	1:14.460	+2.321	1:41.086	4	1:15.174	+0.909	1:47.566								
(40) SANDRO TATU ALEXANDRE																			
1	1:11.569	+0.654	1:54.542	(282) RODRIGO AUGUSTO CREMA															
2	1:10.915		1:05.457	1	1:17.014	+2.654	1:06.843												
3	1:14.020	+3.105	1:19.477																
4	1:14.022	+3.107	1:33.499																

Leonardo Rosa

Orbits

Cristiano Cardoso

www.mylaps.com

anaense de Motociclismo



Abertura ProTork Paranaense de VX 2020


VX 4 Especial

Candói 1,000 Km

Prova

17/10/2020 14:20

Corrida (12:00 e 2 Voltas) iniciado em 15:20:36



Lap	Lap Tm	Diff	me of Day
2	1:14.360		1:21.203
3	1:15.231	+0.871	3:36.434
4	1:15.206	+0.846	5:51.640
5	1:15.254	+0.894	8:06.894
6	1:17.189	+2.829	10:24.083
7	1:14.625	+0.265	12:38.708
8	1:15.693	+1.333	14:54.401
9	1:14.926	+0.566	17:09.327
10	1:22.292	+7.932	19:31.619
11	1:21.092	+6.732	21:52.711

(22) CRISTIANO BAPTISTA PIPINO			
1	1:15.012	+1.621	3:10.388
2	1:14.715	+1.324	4:25.103
3	1:13.391		5:38.494
4	1:15.046	+1.655	7:53.540
5	1:18.648	+5.257	9:12.188
6	1:17.306	+3.915	10:29.494
7	1:20.035	+6.644	11:49.529
8	1:19.366	+5.975	13:08.895
9	1:21.971	+8.580	14:30.866
10	1:20.902	+7.511	15:51.768
11	1:18.301	+4.910	17:10.069

(747) DOUGLAS HOFFMANN			
1	1:15.356		3:10.415
2	1:19.317	+3.961	4:29.732
3	1:15.764	+0.408	5:45.496
4	1:19.015	+3.659	7:04.511
5	1:21.049	+5.693	8:25.560
6	1:22.003	+6.647	9:47.563
7	1:19.796	+4.440	11:07.359
8	1:20.007	+4.651	12:27.366
9	1:19.863	+4.507	13:47.229
10	1:18.480	+3.124	15:05.709
11	1:21.377	+6.021	16:27.086

(611) JOÃO F W A PEDRO			
1	1:15.533		3:22.440
2	1:15.966	+0.433	4:38.406
3	1:16.054	+0.521	5:54.460
4	1:16.486	+0.953	7:10.946
5	1:17.742	+2.209	8:28.688
6	1:19.458	+3.925	9:48.146
7	1:20.805	+5.272	11:08.951
8	1:17.662	+2.129	12:26.613
9	1:20.356	+4.823	13:46.969
10	1:22.384	+6.851	15:09.353
11	1:19.917	+4.384	16:29.270

(612) JAIRO E W PEDRO			
1	1:17.655		3:13.532
2	1:18.641	+0.986	4:32.173
3	1:18.927	+1.272	5:51.100
4	1:17.961	+0.306	7:09.061
5	1:18.691	+1.036	8:27.752
6	1:18.970	+1.315	9:46.722
7	1:22.299	+4.644	11:09.021
8	1:22.543	+4.888	12:31.564
9	1:27.438	+9.783	13:59.002
10	1:23.460	+5.805	15:22.462
11	1:22.041	+4.386	16:44.503

(36) MARCELO JOSE DE ALMEIDA DE ALMEIDA			
1	1:20.938	+1.682	3:15.707
2	1:19.349	+0.093	4:35.056

Lap	Lap Tm	Diff	me of Day
3	1:20.558	+1.302	5:55.614
4	1:19.256		7:14.870
5	1:21.721	+2.465	8:36.591
6	1:23.161	+3.905	9:59.752
7	1:22.802	+3.546	11:22.554
8	1:23.688	+4.432	12:46.242
9	1:24.190	+4.934	14:10.432
10	1:21.996	+2.740	15:32.428
11	1:21.351	+2.095	16:53.779

(314) ANDERSOM JESIEL CAMILO			
1	1:14.067	+3.315	5:03.947
2	1:12.099	+1.347	6:16.046
3	1:11.901	+1.149	7:27.947
4	1:12.277	+1.525	8:40.224
5	1:11.110	+0.358	9:51.334
6	1:10.752		11:02.086
7	1:11.396	+0.644	12:13.482
8	1:10.931	+0.179	13:24.413
9	1:11.410	+0.658	14:35.823

(772) RICARDO ALVES DOS SANTOS			
1	1:23.145	+0.063	3:22.348
2	1:23.124	+0.042	4:45.472
3	1:23.082		6:08.554
4	1:25.333	+2.251	7:33.887
5	1:25.699	+2.617	8:59.586
6	1:28.356	+5.274	10:27.942
7	1:30.378	+7.296	11:58.320
8	5:18.668	55.586	17:16.988

(28) SERGIO MATHIAS			
1	1:16.111		3:39.683
2	1:16.854	+0.743	5:56.537
3	1:16.537	+0.426	7:13.074
4	1:18.608	+2.497	8:31.682
5	1:20.386	+4.275	9:52.068
6	1:23.467	+7.356	11:15.535

(388) ALVARO CAMPOS			
1	1:16.460	+3.327	5:08.427
2	1:20.212	+7.079	6:28.639
3	1:13.133		7:41.772
4	1:14.661	+1.528	8:56.433
5	1:36.269	+23.136	10:32.702

(478) ANDRE LUIZ CUNHA CUNHA			
1	1:17.481	+0.370	3:14.636
2	1:17.111		4:31.747
3	1:18.801	+1.690	5:50.548
4	1:19.275	+2.164	7:09.823

Leonardo Rosa Orbits

Cristiano Cardoso

www.mylaps.com

Paranaense de Motociclismo