



Abertura ProTork Paranaense de VX 2020

Classificado por voltas


VX 3 Nacional

Candói 1,000 Km

Prova

18/10/2020 14:15

Corrida (15:00 e 2 Voltas) iniciado em 14:10:51



P.	Nº	Nome do Piloto	V.	Melhor Volta	Diferença 1º	Espaço	Patrocínio
1	9	MARCOS DÁRIO WUDARSKI	14	1:07.188			-
2	75	MARCIO LAGO	14	1:09.282	9.495	9.495	-
3	275	GILBERTO AGNER DE BONFIM	14	1:11.394	48.918	39.423	-
4	388	ALVARO CAMPOS	14	1:12.165	53.977	5.059	-
5	177	ADEMAR DE LIMA	14	1:11.910	55.120	1.143	-
6	25	ANILTON XIMENEZ	14	1:11.817	56.890	1.770	-
7	912	WILLIAN GUTH	13	1:13.437	1 Volta	1 Volta	-
8	656	FABIANO TORMEN	13	1:12.023	1 Volta	8.083	-
9	220	ROBERTO MARINHO SANTINI	13	1:14.095	1 Volta	4.725	-
10	995	ANDRÉ TEIXEIRA	13	1:14.746	1 Volta	0.707	-
11	127	LUCIANO FRANCISCO FRANCISCO	13	1:14.658	1 Volta	18.665	-
12	29	RÔMULO GLEICH	12	1:18.648	2 Voltas	1 Volta	-
13	130	FRANCISCO JOSNEI GUIMARÃES	12	1:19.006	2 Voltas	1.531	-
14	138	JOÃO PAULO FERREIRA	12	1:19.411	2 Voltas	13.316	Bode Motor / Rot Dog do João
15	200	GERSON PORTES DE FRANÇA	10	1:13.024	4 Voltas	2 Voltas	-

Não classificado (50% = 7 Voltas)

227	CLAUDIO SCHEK	4	1:12.089	10 Voltas	6 Voltas	CS CELULARES/BLACK BISON CROSSFIT
-----	---------------	---	----------	-----------	----------	-----------------------------------

Margem da Vitoria	velocidade Media	Tempo Melhor volta	Melhor Veloc.	Melhor Volta por..
9.495	47,835	1:07.188	53,581	9 - MARCOS DARIO WUDARSKI

Leonardo Rosa	Orbits
Cristiano Cardoso	

www.mylaps.com

nse de Motociclismo



Abertura ProTork Paranaense de VX 2020


VX 3 Nacional

Candóí 1,000 Km

Prova

18/10/2020 14:15

Corrida (15:00 e 2 Voltas) iniciado em 14:10:51



Lap	Lap Tm	Diff	me of Day
(9) MARCOS DÁRIO WUDARSKI			
1	1:07.188		1:13.852
2	1:07.504	+0.316	1:21.356
3	1:08.074	+0.886	1:29.430
4	1:08.573	+1.385	1:38.003
5	1:09.341	+2.153	1:47.344
6	1:09.917	+2.729	1:57.261
7	1:10.908	+3.720	2:08.169
8	1:09.712	+2.524	1:17.881
9	1:09.480	+2.292	1:27.361
10	1:09.676	+2.488	1:37.037
11	1:11.865	+4.677	1:48.902
12	1:11.342	+4.154	1:50.244
13	1:11.540	+4.352	2:11.784
14	1:13.174	+5.986	1:24.958
(75) MARCIO LAGO			
1	1:09.919	+0.637	1:17.437
2	1:09.701	+0.419	1:27.138
3	1:09.282		1:36.420
4	1:10.243	+0.961	1:46.663
5	1:09.742	+0.460	1:56.405
6	1:09.518	+0.236	2:05.923
7	1:11.476	+2.194	1:17.399
8	1:09.525	+0.243	1:26.924
9	1:10.363	+1.081	1:37.287
10	1:11.793	+2.511	1:49.080
11	1:11.095	+1.813	1:50.175
12	1:10.500	+1.218	1:50.675
13	1:10.276	+0.994	2:09.951
14	1:13.502	+4.220	1:34.453
(275) GILBERTO AGRER DE BONFIM			
1	1:12.503	+1.109	1:26.106
2	1:12.268	+0.874	1:38.374
3	1:11.905	+0.511	1:50.279
4	1:11.394		2:01.673
5	1:11.563	+0.169	1:13.236
6	1:11.702	+0.308	1:24.938
7	1:12.351	+0.957	1:37.289
8	1:13.638	+2.244	1:50.927
9	1:13.248	+1.854	1:50.175
10	1:12.915	+1.521	1:17.090
11	1:12.881	+1.487	1:29.971
12	1:12.687	+1.293	1:42.658
13	1:13.726	+2.332	1:56.384
14	1:17.492	+6.098	1:13.876
(388) ALVARO CAMPOS			
1	1:12.574	+0.409	1:22.850
2	1:12.165		1:35.015
3	1:12.532	+0.367	1:47.547
4	1:12.196	+0.031	1:59.743
5	1:13.589	+1.424	1:13.332
6	1:14.249	+2.084	1:27.581
7	1:15.948	+3.783	1:43.529
8	1:13.738	+1.573	1:57.267
9	1:14.032	+1.867	1:11.299
10	1:14.116	+1.951	1:25.415
11	1:13.405	+1.240	1:38.820
12	1:13.095	+0.930	1:51.915
13	1:13.409	+1.244	1:50.324
14	1:13.611	+1.446	1:18.935
(177) ADEMAR DE LIMA			

Lap	Lap Tm	Diff	me of Day
1	1:14.555	+2.645	1:28.144
2	1:12.737	+0.827	1:40.881
3	1:11.910		1:52.791
4	1:12.639	+0.729	2:05.430
5	1:12.729	+0.819	1:18.159
6	1:12.687	+0.777	1:30.846
7	1:13.362	+1.452	1:44.208
8	1:14.038	+2.128	1:58.246
9	1:13.874	+1.964	1:12.120
10	1:13.914	+2.004	1:26.034
11	1:13.809	+1.899	1:39.843
12	1:13.189	+1.279	1:53.032
13	1:12.978	+1.068	1:50.010
14	1:14.068	+2.158	1:20.078
(25) ANILTON XIMENEZ			
1	1:13.145	+1.328	1:25.408
2	1:12.444	+0.627	1:37.852
3	1:12.043	+0.226	1:49.895
4	1:13.378	+1.561	2:03.273
5	1:12.545	+0.728	1:15.818
6	1:12.945	+1.128	1:28.763
7	1:14.127	+2.310	1:42.890
8	1:17.494	+5.677	2:00.384
9	1:12.726	+0.909	1:13.110
10	1:14.273	+2.456	1:27.383
11	1:14.025	+2.208	1:41.408
12	1:11.817		1:53.225
13	1:15.371	+3.554	2:08.596
14	1:13.252	+1.435	1:21.848
(912) WILLIAN GUTH			
1	1:14.753	+1.316	1:31.934
2	1:14.103	+0.666	1:46.037
3	1:14.356	+0.919	2:00.393
4	1:14.195	+0.758	2:14.588
5	1:14.330	+0.893	2:28.918
6	1:14.361	+0.924	2:43.279
7	1:13.811	+0.374	2:57.090
8	1:13.437		3:10.527
9	1:30.088	+16.651	3:40.615
10	1:15.291	+1.854	3:55.906
11	1:14.016	+0.579	4:09.922
12	1:14.932	+1.495	4:24.854
13	1:14.256	+0.819	4:39.110
(656) FABIANO TORMEN			
1	1:13.021	+0.998	1:30.210
2	1:12.023		1:42.233
3	1:13.149	+1.126	1:55.382
4	1:13.130	+1.107	2:08.512
5	1:13.642	+1.619	2:22.154
6	1:15.047	+3.024	2:37.201
7	1:15.654	+3.631	2:52.855
8	1:15.291	+3.268	3:08.146
9	1:15.106	+3.083	3:23.252
10	1:19.230	+7.207	3:42.482
11	1:24.726	+12.703	4:07.208
12	1:20.445	+8.422	4:27.653
13	1:19.540	+7.517	4:47.193
(220) ROBERTO MARINHO SANTINI			
1	1:15.333	+1.238	1:34.665
2	1:14.095		1:48.760
3	1:16.728	+2.633	2:05.488
4	1:16.978	+2.883	2:22.466

Lap	Lap Tm	Diff	me of Day
5	1:17.259	+3.164	1:39.725
6	1:18.154	+4.059	1:57.879
7	1:16.866	+2.771	2:14.745
8	1:18.092	+3.997	2:32.837
9	1:16.215	+2.120	2:49.052
10	1:16.753	+2.658	3:05.805
11	1:14.764	+0.669	3:20.569
12	1:15.124	+1.029	3:35.693
13	1:16.225	+2.130	3:51.918
(995) ANDRÉ TEIXEIRA			
1	1:16.300	+1.554	1:36.986
2	1:16.281	+1.535	1:53.267
3	1:17.119	+2.373	2:10.386
4	1:17.291	+2.545	2:27.677
5	1:17.095	+2.349	2:44.772
6	1:16.398	+1.652	3:01.170
7	1:17.523	+2.777	3:18.693
8	1:15.731	+0.985	3:34.424
9	1:15.964	+1.218	3:50.388
10	1:15.780	+1.034	4:06.168
11	1:15.369	+0.623	4:21.537
12	1:14.746		4:36.283
13	1:16.342	+1.596	4:52.625
(127) LUCIANO FRANCISCO FRANCISCO			
1	1:19.794	+5.136	1:44.442
2	1:19.288	+4.630	2:03.730
3	1:19.335	+4.677	2:23.065
4	1:18.113	+3.455	2:41.178
5	1:18.362	+3.704	2:59.540
6	1:19.308	+4.650	3:18.848
7	1:18.006	+3.348	3:36.854
8	1:15.884	+1.226	3:52.738
9	1:14.658		4:07.396
10	1:14.821	+0.163	4:22.217
11	1:16.609	+1.951	4:38.826
12	1:16.806	+2.148	4:55.632
13	1:15.658	+1.000	5:11.290
(29) RÔMULO GLEICH			
1	1:19.489	+0.841	1:41.947
2	1:19.613	+0.965	2:01.560
3	1:19.424	+0.776	2:20.984
4	1:19.621	+0.973	2:40.605
5	1:21.902	+3.254	3:02.507
6	1:21.322	+2.674	3:23.829
7	1:18.784	+0.136	3:42.613
8	1:18.648		4:01.261
9	1:19.717	+1.069	4:20.978
10	1:22.479	+3.831	4:43.457
11	1:22.062	+3.414	5:05.519
12	1:22.110	+3.462	5:27.629
(130) FRANCISCO JOSNEI GUIMARÃES			
1	1:20.477	+1.471	1:40.573
2	1:20.038	+1.032	2:00.611
3	1:22.603	+3.597	2:23.214
4	1:20.413	+1.407	2:43.627
5	1:21.799	+2.793	3:05.426
6	1:21.589	+2.583	3:27.015
7	1:21.186	+2.180	3:48.201
8	1:19.858	+0.852	4:08.059
9	1:22.035	+3.029	4:30.094
10	1:20.363	+1.357	4:50.457
11	1:19.006		5:09.463

Leonardo Rosa

Orbits

Cristiano Cardoso

www.mylaps.com

anaense de Motociclismo



Abertura ProTork Paranaense de VX 2020


VX 3 Nacional

Candói 1,000 Km

Prova

18/10/2020 14:15

Corrida (15:00 e 2 Voltas) iniciado em 14:10:51



Lap	Lap Tm	Diff	me of Day
12	1:19.697	+0.691	3:29.160

(138) JOÃO PAULO FERREIRA

1	1:19.942	+0.531	3:42.924
2	1:19.688	+0.277	5:02.612
3	1:19.411		6:22.023
4	1:20.783	+1.372	7:42.806
5	1:20.422	+1.011	9:03.228
6	1:22.644	+3.233	10:25.872
7	1:21.122	+1.711	11:46.994
8	1:21.418	+2.007	13:08.412
9	1:24.181	+4.770	14:32.593
10	1:22.208	+2.797	15:54.801
11	1:23.811	+4.400	17:18.612
12	1:23.864	+4.453	18:42.476

(200) GERSON PORTES DE FRANÇA

1	1:13.024		3:28.255
2	1:13.722	+0.698	4:41.977
3	1:14.845	+1.821	5:56.822
4	1:16.687	+3.663	7:13.509
5	1:13.577	+0.553	8:27.086
6	1:13.786	+0.762	9:40.872
7	1:13.534	+0.510	10:54.406
8	1:20.298	+7.274	12:14.704
9	1:20.657	+7.633	13:35.361
10	2:12.737	+59.713	15:48.098

(227) CLAUDIO SCHEK

1	1:13.128	+1.039	3:28.923
2	1:13.050	+0.961	4:41.973
3	1:12.486	+0.397	5:54.459
4	1:12.089		7:06.548

Lap	Lap Tm	Diff	me of Day
-----	--------	------	-----------

Lap	Lap Tm	Diff	me of Day
-----	--------	------	-----------

Leonardo Rosa

Orbits

Cristiano Cardoso

www.mylaps.com

Paranaense de Motociclismo